

































# MATERIALS I.D. COLOR CHART

PRODUCTS	INCLUDES	COLOR	
4130	Tube / Sheet / Plate / Bar	PURPLE	
DOCOL	Tube / Sheet	GREEN	
MILD STEEL	1018/1020/1026 DOM Tube	ORANGE	
	1008/1010 EWTUBE	WHITE	
<b>ALUMINUMS</b>			
6061-T6	Tube / Sheet / Plate / Bar	BLACK	
6061-T4	Sheet	PURPLE	
3003	Sheet	ORANGE	
7075-T651	Plate / Extruded Bar	BLUE	
7075-T6511	Cold Finish Bar Domestic	ORANGE	
5052	Tube / Sheet	RED	
2024	Tube / Sheet / Plate / Bar	GREEN	
<b>STAINLESS</b>			
304 / 303	Tube / Sheet / Bar	RED	
316	Tube / Sheet	PURPLE	
321	Tube / Sheet / Bar	BLACK	
17-4	Sheet / Bar	ORANGE	
201	Tube	BLUE	
430 BA	Sheet	GREEN	
<b>STEELS</b>			
8620	Bar	YELLOW	
4140	Bar	GOLD	
1144	Bar	RED	
4340	Bar	LT.BLUE	
ETD 150	Bar	SILVER	
300M	Bar	PINK	
<b>TITANIUM</b>			
CP	Sheet	RED	
6AL4V	Sheet / Bar	BLACK	



## WALL THICKNESS COLORS for DOCOL, 4130 AND MILD STEEL ERW TUBES



	ORANGE	.035"	20 GA.
	LITE BLUE	.049"	18 GA.
	BLACK	.058"	17 GA.
	WHITE	.065"	16 GA.
	RED	.083"	14 GA.
	PINK	.095"	13 GA.
	BLUE	.120"	11 GA.
	GREY	.134"	10 GA.

### COLOR CHART OF TYPICAL IN STOCK MATERIALS

OTHER GRADES AND MATERIALS WILL BE IDENTIFIED CLEARLY

PLEASE NOTE!! MANY MILLS AND VENDORS USE A VARIETY OF COLOR CODES FOR MATERIALS.